

# Running Contacts

VOLUME 5, ISSUE 1

FEBRUARY 2010

## 2010 COMMITTEE

### President :

Murray Tyler

### Vice President:

Colin McInnes

### Secretary :

Karen Hollis

### Treasurer :

Gerard Lee

### Public Officer :

Paul Gavin

### General Committee

Hollie Edwards

Andrew Macdonald

Karen Stansfield

Tracey Maney

### Newsletter Editor :

Julia Lewis

## THANK YOU TO OUR TRIAL

### SPONSORS 2009 :

\*Furrever Pet  
Photography

\*Mal Lynch—Canine  
& Feline Muscle  
Therapist

\*Stained Glass  
Dogs


\*Tucker Tub Pet  
Foods

**FOR CONTACT  
DETAILS SEE  
CLUB WEBSITE**

## Welcome Back to Training 2010

**AGILITY TRAINING HAS  
RESUMED FOR 2010.  
NOW YOU HAVE SOMETHING  
TO GRIN ABOUT !**

**WELCOME BACK TO ALL  
OUR MEMBERS AND DOGS  
AND WE HOPE YOU ALL  
ACHIEVE YOUR TRAINING  
GOALS FOR 2010.**



## ADCV Easter Trial..... Can You Help?

Jobs we need help with at the Trial  
include :  
Setting up & pulling down trial rings  
Selling raffle tickets  
Stewarding  
(assembly stewards & timekeepers)

***We provide full training and if the  
job is out of your comfort zone you  
won't have to do it.***

BY SPECIAL ARRANGEMENT WITH  
THE EASTER BUNNY helpers at the  
ADCV Easter Trial are in for a treat.  
You may be entitled to one or all of the  
following, depending on the level of  
assistance provided .....

- \*A meal provided by Neale's Spit  
Roasts
- \*A box of chocolates
- \*Soft drinks
- \*A cash incentive

### WHO DO I SEE IF I CAN HELP?

Gerard of course !

A full day or even a half day help  
would be most welcome.

**When :** Easter Saturday or Easter  
Sunday (or both—could I be so lucky?)

**Where :** The same ground we train  
our dogs on Friday evenings !

## DATES FOR YOUR DIARY !

Friday Feb. 5th :  
Training resumes

Friday April 2nd :  
No training  
Good Friday

Saturday April 3rd :  
ADCV Easter Trial  
Sunday April 4th :  
ADCV Easter Trial

## WANTED ! NEWSLETTER CONTRIBUTIONS

The Committee and Editor welcome dog/agility related articles, jokes, quotes, training tips, book/website reviews and any other relevant contributions for publication in future issues. Please hand personally to Editor or a Committee member.

Please acknowledge the source of the material due to copyright restrictions or regrettably it cannot be included.

**PLEASE NOTE** ..... The Committee and Editor reserve the right to edit all copy. The Club assumes no responsibility for false or misleading claims submitted by the public. Any opinions expressed are not necessarily those of the Committee or Editor and as such hold no responsibility for these. Original material is not to be reproduced without consent.

# Welcome New Members & Dogs

We welcome the following new members who joined the Club at our last intake.

**Justyne Carr and Cadbury and Red**

**Cathy Thomas and Toula**


**Penny Golias and Lola**

**David & Debra Ellis and Scarlet**

**Louise Hall and Merlo**

**Elisabet Mangsten and Lena**

**Sue Coleman and Lola**



WE WISH YOU  
ALL EVERY  
SUCCESS WITH  
YOUR TRAINING

## Some Important Reminders for all Club Members

**IS YOUR DOG UNDER  
18 MONTHS OF AGE ?**

**It is your responsibility  
to inform your class  
Instructor at the start of  
class as some jump  
exercises may need to**

**be modified for you.**

**DOGS ARE NOT TO BE  
TIED TO THE FENCE  
AROUND THE OVAL OR  
LEFT UNATTENDED IN  
A STAY OUTSIDE THE  
RING.**

**This also includes when  
you are helping to  
change jump bars.**

**PLEASE DO NOT PUT  
DOGS OVER ANY  
EQUIPMENT UNLESS  
UNDER DIRECT SU-  
PERSION OF AN IN-  
STRUCTOR.**

**This also includes class  
times when you are  
waiting for your turn.**

## Easter Raffle Donations Wanted !

During March we will be looking for donations to be used as prizes at our Easter Trial. We would appreciate donations of either an Easter egg or a dog toy from all Club members. These can be brought along to any of our March training nights and given to Tracey Maney or any Committee member if Tracey is unavailable.

All donations will be gratefully received so don't forget to add these items to your shopping list for March. **THANK YOU!**

# ADCV CHRISTMAS BREAK UP 2009 : A Report



***CHRISTMAS 2009 ...  
I WAS NAUGHTY  
AND SAVED SANTA  
THE TRIP!***

It was unusual to see Club members with no dogs in sight on a Friday evening in December—but that's just what happened late last year when many got together to attend the annual Christmas dinner and presentation evening.

Members enjoyed the dinner and took the opportunity to relax and catch up outside the normal training environment. Although dogs were unable to attend, they were not left out of the celebrations with a 'Kris Kringle' held especially in their honour and everyone appeared to be taking home lots of goodies for their dogs at the end of the evening.

A few months before, Club members were saddened at the sudden passing of Lee Smith and it was good to see several members of Lee's family attending the evening. Not only were they present, but they also donated some special Club awards in memory of Lee.

The recipients of these awards were :

Most Improved Handler and Dog Team : Luke and Barkly (Class 3)

Encouragement Award : Carmel and Andre (Class 2)

We are sure Lee would have approved of these choices.

After Murray's annual speech, title awards were presented to Club members (see below) and Tara O'Brien was also presented with two very special awards, one for Life Membership and another for winning Top Jumping Dog of the Year 2009.

Many thanks to all involved in the successful organisation of the evening.

## ANKC Title Awards presented for Trialling Year 2009

### **NOVICE AGILITY (AD)**

Deb Hart & Fly, Andrew Macdonald & Mysha,  
Lynn Mussett & Zita, Bryan & Sandra Crowley & Syrah,  
Robyn Jackson & Gabbi

### **NOVICE JUMPING (JD)**

Deb Hart & Fly, Julia Lewis & Cruz, Karen Hollis &  
Murphy, Robyn Jackson & Gabbi, Vanessa Bridges &  
Bryce

### **EXCELLENT AGILITY (ADX)**

Hannah Barry & Minty, Karen Stansfield & Fergus, Bryan  
& Sandra Crowley & Syrah, Robyn Jackson & Bazzol

### **EXCELLENT JUMPING (JDX)**

Andrew Macdonald & Mysha, Rochelle Manderson &  
B'Elanna, Karen Stansfield & Fergus, Tricia Dunlop &  
Pippi, Bryan & Sandra Crowley & Syrah

### **MASTERS AGILITY (ADM)**

Sandy Stockman & Sam, Julia Lewis & Atilla

### **MASTERS JUMPING (JDM)**

Hannah Barry & Minty, Hollie Edwards & Darcy,  
Julia Lewis & Atilla

### **OPEN AGILITY (ADO)**

Sandy Stockman & Sam

### **OPEN JUMPING (JDO)**

Hannah Barry & Minty, Christine Wong & Xander

### **NOVICE GAMBLERS (GD)**

Deb Hart & Fly, Andrew Macdonald & Mysha, Rochelle  
Manderson & Tommy & B'Elanna, Karen Stansfield &  
Fergus, Vanessa Bridges & Bryce

### **EXCELLENT GAMBLERS (GDX)**

Hollie Edwards & Darcy, Christine Wong & Xander,  
Sandy Stockman & Sam

### **NOVICE STRATEGIC PAIRS ((SPD)**

Hollie Edwards & Darcy, Karen Stansfield & Fergus

### **EXCELLENT STRATEGIC PAIRS (SPDX)**

Sandy Stockman & Sam

**NADAC AWARDS WERE ALSO PRESENTED  
AND ARE LISTED ON THE FOLLOWING PAGE**

# NADAC TITLE AWARDS 2009

Continued from Page 3

*"Nothing builds reinforcement history with your dog more than play. Think of reinforcement history as a giant bank account. Playing with your dog deposits \$100 into the account. Food handed to the dog may only deposit \$5. Food only lasts for a second and your dog can only eat so much."*

ANGELIKA STEINKER

**NOVICE REGULAR**

Andrew Macdonald & Mysha  
Sandra & Bryan Crowley & Syrah & Koonunga

**NOVICE JUMPERS**

Andrew Macdonald & Mysha  
Colin McInnes & Mani  
Sandra & Bryan Crowley & Koonunga

**NOVICE CHANCES**

Colin McInnes & Molly  
Sandra & Bryan Crowley & Koonunga

**NOVICE TUNNELLERS**

Andrew Macdonald & Mysha

**NOVICE HOOPERS**

Karen Stansfield & Fergus  
Colin McInnes & Jesse  
Sandra & Bryan Crowley & Syrah, Grenache & Koonunga

**NOVICE WEAVERS**

Colin McInnes & Molly  
Sandra & Bryan Crowley & Koonunga

**NOVICE TOUCH N'GO**

Sandra & Bryan Crowley & Grenache

**OPEN REGULAR**

Rochelle Manderson & B'Elanna  
Bryan & Sandra Crowley & Koonunga

**OPEN JUMPERS**

Karen Stansfield & Fergus  
Sandra & Bryan Crowley & Syrah

**OPEN TUNNELLERS**

Rochelle Manderson & Tommy  
Vanessa Bridges & Bryce  
Colin McInnes & Mani  
Sandra & Bryan Crowley & Syrah

**OPEN HOOPERS**

Rochelle Manderson & Tommy  
Hollie Edwards & Darcy

**OPEN TOUCH N'GO**

Rochelle Manderson & Tommy

**ELITE REGULAR**

Hollie Edwards & Darcy  
Sandra & Bryan Crowley & Grenache

**ELITE JUMPERS**

Rochelle Manderson & B'Elanna  
Hollie Edwards & Darcy

**ELITE TUNNELLERS**


Hollie Edwards & Darcy

## TRAINING TIP .....Do You Have a Plan ?

So you have 15 minutes spare and you are going to have a training session with your dog. You race outside and start setting up some jumps only to realise that you don't really know what you are going to do with them. You throw them together in any order and run your dog around over them a few times with no real sense of purpose. You wish you could remember the sequence you just saw online or the one we did at Club a few weeks ago, but no luck. Always aim to train with a plan. Inexpensive ID cards are a good size for storing sequences that you want to train at some stage. They can be printed out from a computer or even hand drawn on card. You can then clip these together and fit them in your pocket or clip them on your belt like a key ring and you will always have ideas on hand.



# Click & Play Agility - A Free Resource for You !



*Click & Play Agility* by Angelika Steinker is now available as a FREE DOWNLOAD, available from the 'Agility Nerd' website at [www.agilitynerd.com](http://www.agilitynerd.com). The author intends to release the book in 'serial' form, with a different section available each month in an attempt to stop the website experiencing difficulties from the number of anticipated hits.

This is a valuable resource even if you are not a clicker trainer as it deals extensively with games and motivation - the focus being on making agility training fun for your dog. Contents include : Self Control games, Attitude and Motivation games, Consistency Games, Attention Games, Obstacle & Sequence training plus a long list of resources for agility. Start downloading now !

***"Most people try to take the game to their training rather than taking the training to their game"***

## Crate Games - Putting the Fun into Teaching Self Control

In the last issue of *'Running Contacts'* we reviewed Susan Garrett's CRATE GAMES DVD. Here are some ideas to get the most out of your crate games session and to make sure that you and your dog have the most fun ever.

\*Move the crate into different positions inside and don't forget to take the crate outside too. Under the trees on a hot day is a good spot and despite the heat you can still get in a few minutes of training.

\*Remember to reward your dog for driving into the crate. Even if you are no longer rewarding every time your dog goes in, it is important to still reward every now and again. Reward speed and enthusiasm every time.

\*Use your crate to teach start line behaviour. Once your dog assumes their position in the crate, try running away as fast as you can to tempt your dog to break. Remember it is important that they get it 'wrong' every now and then. Return and reward your dog for staying put. Alternate this game with running out and releasing your dog as you would on a start line. You can work on building distance with this game—both straight in front and with some lateral distance. Once you begin working jumps, use your crate on the start line occasionally to try and transfer the dog's enthusiasm to his start line 'wait.'

\*Use your imagination to add distractions to your training when you are reinforcing your dog for staying in the crate. Try toys scattered around on the ground in front of your dog. Enlist the help of a friend to become a toy waggler and try to tempt your dog out. Kick a ball around the crate if your dog has a passion for balls or toss food on the ground if he is a 'chow hound'.

\*Before you begin any crate training session, remind yourself of the criteria you expect and stick to it. Have a plan of what you want to achieve from the session before you begin and review your plan and what you actually achieved at the end of the session. Try to turn each training session into a game that your dog loves and looks forward to.

## February Member Competition - An Agility Glossary

How well do you know your agility terms? Match the agility vocabulary in the box to the correct definition. Hand your completed entries to Julia at training by Friday March 19th and the first correct entry drawn will win a prize for their dog.

HINT : If you are stumped by any of these check out the agility glossary available at [www.agilitynerd.com](http://www.agilitynerd.com) for some hints.

Pinwheel  
Serpentine  
Lead out  
Threadle  
Front Cross  
Rear Cross  
Reverse Flow Pivot  
Flatwork  
Discrimination  
Contacts  
Pull Through  
Push Through  
Lead Out Pivot  
Call to Side  
Lead Leg

\*A move used to allow the handler to change from one side of the dog to the other by crossing behind the dog.

\*The leg that initiates the dog through the turn being made.

\*Working with body cues, movement and positions on the ground without obstacles.

\*A set up usually involving three jumps in a curved arc where the dog turns 180 degrees through the jumps.

\*A stationary front cross performed after the handler has led away from the dog. Handler leads out to a point that is lateral to the dog's line and beyond the obstacles that require the turn after it. Popular in the Greg Derrett system of handling.

\*The dog's path through three or more obstacles where the dog takes each obstacle in the opposite direction from the previous obstacle. The path of the dog resembles a curved line like a snake, which is where the move derived its name.

\*A move using the opposite arm that changes the dog's path slightly and moves the dog horizontally toward the handler, ending up with the dog continuing on in the direction that it was to begin with. Also known as a false turn in the UK.

\*A move used to allow the handler to change from one side of the dog to the other by crossing in front of the dog's path.

\*Seen most commonly on the start line, where dogs are left in a stay while the handler moves off to take up position.

\*Obstacles grouped together such as dogwalk, A Frame and seesaw. Often these obstacles are trained to have a specific behaviour at the end.

\*The dog's path through two or more obstacles where the dog goes between the gap of adjacent obstacles in order to take the next obstacle in the same direction as the previous obstacle.

\*Another lead out position where the dog is cued to come to the handler's side. Popular in the Linda Mecklenburg system of handling.

\*A type of threadle where the dog is brought through a gap between two obstacles toward the handler.

\*A type of threadle where the dog is pushed through the gap between two obstacles away from the handler.

\* Two or more obstacles positioned very close to each other where the refusal plane of each obstacle actually crosses.